





Free-Motion Practice Page—Set the machine for free-motion stitching (lower the feed dog, select straight stitch, attach straight stitch plate and the desired free-motion presser foot). Photocopy this page and stitch along the lines, moving the paper back to front and side to side.



Free-Motion Practice Page—Set the machine for free-motion stitching (lower the feed dog, select straight stitch, attach straight stitch plate and the desired free-motion presser foot). Photocopy this page and stitch along the lines, moving the paper back to front and side to side.



Free-Motion Practice Page—Set the machine for free-motion stitching (lower the feed dog, select straight stitch, attach straight stitch plate and the desired free-motion presser foot). Photocopy this page and stitch along the lines, moving the paper back to front and side to side.



Free-Motion Practice Page—Set the machine for free-motion stitching (lower the feed dog, select straight stitch, attach straight stitch plate and the desired free-motion presser foot). Photocopy this page and stitch along the lines, moving the paper back to front and side to side.

